


BOSS

SNOWPLOW

KEEP 'EM

OPEN





BOSS knows that when winter hits, order must be restored to more than just parking lots and roads. Our durable, reliable compact vehicle equipment packs the same punch as our truck equipment, but in a compact size. It is designed to **RESTORE ORDER** to the sidewalks and trails with speed, efficiency and strength. Because BOSS is always there to **BACK YOU UP**.

BOSS Products, a division of The Toro Company, reserves the right under its product improvement policy to change construction or design details and furnish equipment when so altered without reference to illustrations or specifications used herein.
*All images shown may include standard/optional equipment. Please consult your local BOSS Dealer for more information.



TABLE OF CONTENTS

- | | | | |
|---|----------------------------|----|-------------------------------|
| 4 | Snowplows | 8 | Compact Equipment Accessories |
| 6 | VBX Hopper Spreader | 9 | BOSS Extended Family |
| 7 | EXACT PATH® Drop Spreaders | 10 | Specifications |

SNOWPLOWS



FULLY HYDRAULIC. FULLY PROVEN.

Whether it's snow removal in tight spaces or clearing walkways and sidewalks, BOSS snowplows are engineered to perform in the worst winter conditions. Designed specifically for compact vehicle applications, BOSS straight-blade and V-plow products are fully hydraulic to deliver maximum efficiency with no winches, cables or pulleys.



STANDARD FEATURES

- **High-Performance Hydraulic Package** delivers reliability and speed.
- **Enclosed Hydraulics** protect against corrosion and hydraulic freeze-up.
- **Full Moldboard Trip Design** helps to prevent plow damage when an obstacle is encountered.
- **Direct Hydraulic Cylinder Lifting System** provides quick response and improved reliability (no cables or winches).
- **High-Performance Cutting Edge** is built using a wear plate that provides extended wear resistance and comes with built-in curb guards (V-plow only).
- **Reversible Cutting Edge** offers extended wear resistance (straight-blade only).
- **Patented Snow Catcher** is designed to catch snow at the plow's pivot point, so no snow lines are left behind (V-plow only).
- **SmartTouch® 2 Controller** features an ergonomic design, large, backlit buttons and advanced technology for ease of use (excludes ATVs).
- **Handlebar Switch Box Controller** is easy to mount and accessible for ATV handlebar (ATVs only).

> MODELS

Poly Straight-Blade 4', 5', 6'

Steel V-XT Plow 5'6", 6'6"

> OPTIONAL ACCESSORIES

- Headlight Kit
- Urethane Edge Kit
- Front Hitch Kit
- Snow Deflector
- SmartLock® Cylinders (full-size UTV V-plow only)
- Caster Wheel Kit
- Plow Shoes
- SmartHitch® 2 Mounting Option (full-size UTV only)
- Box Wing Kit
- Wing Extensions
- Skid Plate

Ask Your BOSS Dealer Which Accessories Are Compatible With Your Vehicle and BOSS Plow.

> COMPATIBLE TORO® VEHICLES

5' STRAIGHT-BLADE PLOWS

- Toro Workman® HDX
- Toro Workman® MDX
- All Toro Dingo® models except the TXL 2000 and e-Dingo™ GrandStand® Multi-Force

4' STRAIGHT-BLADES

- All Toro Dingo® models except the TXL 2000 and e-Dingo™

For a complete listing of compatible ATVs, UTVs and compact vehicles, please see bossplow.com.



POWER PUNCH

BOSS compact snowplows bring full-size plowing power and performance to smaller jobs and tighter spaces.



VBX HOPPER SPREADER

POWER AND PRODUCTIVITY

The BOSS VBX3000 spreader brings the power and efficiency of the truck VBX spreader line to your compact vehicle or UTV. It's fully featured for ease of use and delivers maximum productivity. Tough and durable, the BOSS VBX 3000 will give you years of operation no matter the conditions. So when you need the power and precision of a BOSS VBX spreader on your compact equipment, the BOSS VBX 3000 is there to BACK YOU UP.

VBX 3000 STANDARD FEATURES

- **Shaftless 4" Auger With 4" of Pitch** reduces jamming.
- **Poly Hopper** is built to outlast the elements.
- **Vibrator** helps reduce material bridging for ease of operation.
- **Tarp With Integrated Tie-Downs** protects spreading material from the elements.
- **Inverted V-Baffle** reduces material build-up for optimal spreading efficiency.
- **12" Diameter Urethane Spinner** is durable and corrosion-resistant and ensures consistent distribution.
- **Spinner Motor** is sealed for durability and maximum spreading efficiency.
- **Dual Motor Control** adjusts material flow and speed on the fly.



VBX 3000



SEE IT IN ACTION
BOSSPLOW.COM

The selection of proper deicing materials can be complex and varies by personal preference, experience and environmental concerns. All factors should be considered before making your selection.



EXACT PATH® DROP SPREADERS

CLEAR A PATH

The BOSS EXACT PATH® drop spreader is available in 2.5 and 6.0 cubic foot capacities. The EXACT PATH® precisely drops deicing material to protect grass and landscaping. The stainless steel hopper and frame with a polyethylene cover keeps materials dry and free-flowing. An exclusive feed gate lever makes adjusting material flow simple—no tools needed. Multiple mounting options are available. The EXACT PATH® reduces salt waste and makes deicing sidewalks and walkways more profitable for contractors.

STANDARD FEATURES

- **8-Position Adjustable Feed Gate** allows you to adjust the material discharge amount for extra flow control.
- **Stainless Steel Hopper and Frame Construction** are made to outlast the elements.
- **Solid Poly Hopper Cover With Flexible Draw Latch** protects against weather and is made to last.
- **Stainless Steel Top Screen With Bag Splitter** easily opens bags and filters deicing material.
- **Enclosed 12-Volt Electric High-Torque Motor** is weather- and dust-resistant to ensure performance, durability and reliability.
- **Variable Speed Control** comes standard on all EXACT PATH® spreaders.

> MODELS

Stainless 2.5, 6.0

> AVAILABLE ATTACHMENT STYLES

- Category 1, 3-Point Hitch
- UTV Bed
- Toro Groundsmaster®
- Height-Adjustable 2" Slide-In Receiver



EXACT PATH® 2.5



Adjustable Feed Gate Lever



COMPACT EQUIPMENT ACCESSORIES

SKID PLATE ACCESSORY KIT

Protect your undercarriage when the plow has been removed with the BOSS ATV/mid-size UTV skid plate.

BOX WING KIT

Carry more snow with your snowplow by adding a box wing kit. These wings easily bolt to the ATV/mid-size UTV straight-blade, providing a box-plow effect.



SNOW DEFLECTOR

Increase visibility and safety with a rubber snow deflector designed specifically for BOSS compact vehicle snowplows.

BLADE EXTENSIONS

Extend the width of your ATV/mid-size UTV straight-blade plow by 12" overall (6" on each side) with the blade extension kit. This kit allows the operator to quickly change the plow's capabilities based on job type.



SMARTHITCH® 2

Designed to be simple and easy to attach and detach the plow. Flip, plug, click. The three-step attachment process makes it easy to switch between plows.



URETHANE CUTTING EDGE


Urethane edge kits are available for protecting surfaces and improving scraping performance.

SMARTLOCK® CYLINDERS

Keep your V-plow locked securely in the straight position while backdragging with these easy-to-install locking cylinders. Full-size UTV V-plow only.

PLOW CASTER WHEELS

Ideal for moving your plow around in the garage or service bay, these caster wheels utilize existing shoe holders on the blade and make moving the plow a breeze. These heavy-duty wheels feature steel ball bearings for smooth movement and long-lasting life. Available for 6'6" V-XT.



LED HEADLIGHT KIT

Designed for tough conditions, the optional full-size LED headlight kit offers a hardened clear glass lens housed in reinforced fiberglass plastic for long-lasting durability. This headlight kit includes the plow-side and vehicle-side wiring harnesses, headlight brackets and all the hardware necessary to outfit 6'0" UTV straight-blade and 6'6" UTV V-XT plows.

PLOW SHOES / PLOW SHOE KIT

Help extend the life of the plow's cutting edge and deliver extended wear resistance by adding a set of durable, ultra-rugged plow shoes.



FRONT HITCH KIT

The front hitch kit secures to the UTV undercarriage using 4-bolts, locknuts and fasteners. This kit is recommended for UTVs where the undercarriage interferes with the OEM front hitch.

TOOLS

SCOOP AND PUSHER SHOVELS

BOSS has joined forces with the leaders in high-performance, contractor-grade snow shovels! These tough, durable, high-performance shovels are built for the abuse of the season with premium blade material for unmatched scraping ability.



5-GALLON BUCKETS AND LIDS

Be ready for the worst weather with 5-gallon buckets that allow you to carry additional supplies to any job site.



WALK-BEHIND SPREADERS

Simply and efficiently spread up to 100 pounds of material with these professional-grade BOSS Walk-Behind Spreaders. Side and front adjustable baffles, weather cover and grate are all included. Both stainless steel and poly hopper options are available.

BOSS EXTENDED FAMILY

GIVING YOU EVERYTHING YOU NEED TO **RESTORE ORDER**



QUESTIONS? CHAT LIVE ONLINE.
BOSSPLOW.COM



Ask your BOSS Dealer or visit bossplow.com to browse the full family of BOSS products, including Truck Equipment, Compact Vehicle Equipment, Heavy Equipment, Ice Control Equipment, Snowrator®, Accessories and more.

DON'T FORGET TO ASK ABOUT AVAILABLE FINANCING OPTIONS.

Ask your BOSS Dealer or visit bossplow.com for more details.

FULL-SIZE UTV PLOWS

VEHICLE APPLICATION: FULL-SIZE UTVs



MID-SIZE UTV PLOWS

VEHICLE APPLICATION: MID-SIZE UTVs



Specifications	6' Straight Poly	6'6" V-XT Steel	4' Straight Poly	5' Straight Poly	5'6" V-XT Steel
Blade Width (Straight) Curb Guard Width*	72" (183 cm) N/A	78" (198 cm) 80.25" (203.8 cm)	48" (121.9 cm) N/A	60" (152.4 cm) N/A	66" (168 cm) 68.75" (174.6 cm)
Blade Width (V) Curb Guard Width*	N/A	68¾" (175 cm) 71.25" (180.9 cm)	N/A	N/A	58½" (149 cm) 61" (154.9 cm)
Blade Width (Scoop) Curb Guard Width*	N/A	66½" (169 cm) 73.5" (186.7 cm)	N/A	N/A	55⅓" (142 cm) 62.25" (158.1 cm)
Plowing Width @ 30° Angle	62½" (159 cm)	72½" (184 cm)	41⅞" (104.3 cm)	52" (132.1 cm)	57⅞" (145 cm)
Blade Height	24½" (62 cm)	25" inside to 30½" outside (64 cm to 77 cm)	22" (55.9 cm)	22" (55.9 cm)	18⅞" inside to 23⅜" outside (47 cm to 59 cm)
Blade Material	¼" poly (0.64 cm)	14-ga steel	⅛" poly (0.32 cm)	⅛" poly (0.32 cm)	14-ga steel
Vertical Support Ribs	4	6	4	4	4 vertical, 2 diagonal
Trip Return Springs	2	2	2	2	2
Cutting Edge	¼" x 4" (0.64 cm x 10.2 cm)	¼" x 5" (0.64 cm x 13 cm) AR450	¼" x 4" (0.64 cm x 10.2 cm) reversible	¼" x 4" (0.64 cm x 10.2 cm)	¼" x 4" (0.64 cm x 10.2 cm) AR450
Plow Shoes	Optional	Optional	Optional	Optional	Optional
Undercarriage	Sloped profile (trail-compatible)	Sloped profile (trail-compatible)	Low profile	Low profile	Low profile
Plow Lifting	Hydraulic	Hydraulic	Hydraulic	Hydraulic	Hydraulic
Plow Angling	Hydraulic	Hydraulic	Hydraulic	Hydraulic	Hydraulic
Hydraulic Package	High-performance (comes off with the plow)	High-performance (comes off with the plow)	High-performance (comes off with the plow)	High-performance (comes off with the plow)	High-performance (comes off with the plow)
Attachment System	RT3 (SmartHitch® 2 optional)	RT3 (SmartHitch® 2 optional)	Quick Attach	Quick Attach	Quick Attach
Paint Finish	SmartShield®	SmartShield®	SmartShield®	SmartShield®	SmartShield®
Controller	SmartTouch® 2	SmartTouch® 2	SmartTouch® 2	SmartTouch® 2	SmartTouch® 2
Weight Complete	314 lb (142 kg)	400 lb (181 kg)	170 lb (77 kg)	190 lb (86 kg)	245 lb (111 kg)
Tripping Mechanism	Full blade trip design	Full blade trip design	Full blade trip design	Full blade trip design	Full blade trip design
Warranty	2-year limited warranty	2-year limited warranty	2-year limited warranty	2-year limited warranty	2-year limited warranty

*Maximum product width. Consult product selector tool at bossplow.com for recommended applications.

ATV PLOWS

VEHICLE APPLICATION: ATVs, TORO VEHICLES (STRAIGHT-BLADE ONLY)



Specifications	4' Straight Poly	5' Straight Poly	5'6" V-XT Steel
Blade Width (Straight)	48" (121.9 cm)	60" (152.4 cm)	66" (168 cm)
Blade Width (V)	N/A	N/A	58½" (149 cm)
Blade Width (Scoop)	N/A	N/A	55⅓" (142 cm)
Plowing Width @ 30° Angle	41⅞" (104.3 cm)	52" (132.1 cm)	57⅞" (145 cm)
Blade Height	22" (55.9 cm)	22" (55.9 cm)	18⅞" inside to 23⅜" outside (47 cm to 59 cm)
Blade Material	⅛" poly (0.32 cm)	⅛" poly (0.32 cm)	14-ga steel
Vertical Support Ribs	4	4	4 vertical, 2 diagonal
Trip Return Springs	2	2	2
Cutting Edge	¼" x 4" (0.64 cm x 10.2 cm) reversible	¼" x 4" (0.64 cm x 10.2 cm) reversible	¼" x 4" (0.64 cm x 10.2 cm) AR450
Plow Shoes	Optional	Optional	Optional
Undercarriage	Low profile	Low profile	Low profile
Plow Lifting	Hydraulic	Hydraulic	Hydraulic
Plow Angling	Hydraulic	Hydraulic	Hydraulic
Hydraulic Package	High-performance (comes off with the plow)	High-performance (comes off with the plow)	High-performance (comes off with the plow)
Attachment System	Quick Attach	Quick Attach	Quick Attach
Paint Finish	SmartShield®	SmartShield®	SmartShield®
Controller	Switch box	Switch box	Switch box
Weight Complete	170 lb (77 kg)	190 lb (86 kg)	245 lb (111 kg)
Tripping Mechanism	Full blade trip design	Full blade trip design	Full blade trip design
Warranty	2-year limited warranty	2-year limited warranty	2-year limited warranty

Consult product selector tool at bossplow.com for recommended applications.

ICE CONTROL EQUIPMENT

EXACT PATH®

VEHICLE APPLICATION: FULL-SIZE UTVs, MID-SIZE UTVs, TORO UTVs, ATVs, TRACTORS



Specifications	EXACT PATH® 2.5	EXACT PATH® 6.0
Capacity Volume	2.5 cu ft (0.07 cu m)	6.0 cu ft (0.17 cu m)
Empty Weight	150 lb (68 kg)	175 lb (79.4 kg)
Full Weight	375 lb (@ 90 lb/cu ft)	715 lb (@ 90 lb/cu ft)
Overall Depth	13 ⁵ / ₈ " (35 cm)	16 ¹ / ₂ " (42 cm)
Overall Height	21 ¹ / ₄ " (55 cm) (with cover installed)	29 ³ / ₄ " (76 cm) (with cover installed)
Overall Width	47 ³ / ₈ " (120 cm)	47 ³ / ₈ " (120 cm)
Hopper Length	12 ¹ / ₈ " (31 cm)	16" (41 cm)
Hopper Width	39 ³ / ₈ " (100 cm)	39 ³ / ₈ " (100 cm)
Spreading Width	40" (102 cm)	40" (102 cm)
Controller	Variable speed	Variable speed
Feed Gate	8-position adjustable	8-position adjustable
Feed Drum	Stainless steel	Stainless steel
Feed Baffle	Polyurethane	Polyurethane
Hopper Construction	Stainless steel	Stainless steel
Motor	¼ hp / 12-volt DC	¼ hp / 12-volt DC
Attachments	2" receiver, 3-point, UTV Bed Mount	2" receiver, 3-point, UTV Bed Mount
Top Screen With Bag Splitter	Standard; stainless steel	Standard; stainless steel
Cover Construction	Standard poly	Standard poly
Drum Guard/Bed Shield	Standard; stainless steel	Standard; stainless steel
Gearbox Ratio	137.25:1 right angle worm and spur	137.25:1 right angle worm and spur
Minimum Bed Capacity	500 lb (226.8 kg)	1,000 lb (453.6 kg)

SPREADERS

VEHICLE APPLICATION: FULL-SIZE UTVs



Specifications	VBX 3000	Specifications	VBX 3000
Hopper Capacity	12 cu ft (0.34 cu m)	Trough	11-ga stainless steel
Hopper Length	42" (106.7 cm)	Dual Variable Speed Control	Standard
Overall Length	52" (132 cm)	Vibrator	80 lb (36.3 kg)
Hopper Height	28" (71 cm)	Inverted V-Baffle	Standard
Hopper Width	50" (127 cm)	Feed System	4" OD x 4" (10 cm x 10 cm) pitch shaftless full-length auger
Complete Unit Weight (Empty)	230 lb (104 kg)	LED CHMSL	N/A
Hopper Construction	¾" (0.5 cm) double wall polyethylene hopper	Adjustable Deflector	Standard
Spreading Width	2' - 40' (0.6 m - 12 m) dry, free-flowing material	Spinner Assembly	Easily removable
Max Feed Rate	1.0 cu ft (0.022 cu m) per minute	Hopper Tie-Down Kit	Standard
Lighting	Single 55-watt halogen	Spinner	12" (30.5 cm) diameter urethane
Cover	VCP tarp w/integrated tie-downs	Spinner Gearmotor	½ hp spinner gearmotor (located above spinner)
Top Screen	Standard	Minimum Bed Length	33 ¹ / ₂ " (85.1 cm)
Gearbox Ratio	40:1 right angle worm	Vehicle Application	Full-size UTVs
Motor	¼ hp feed motor	Minimum Bed Capacity	1,000 lb (454 kg)

Consult product selector tool at bossplow.com for recommended applications.

All images shown may include standard/optional equipment. Please consult your local BOSS Dealer for more information.

TWO-YEAR LIMITED WARRANTY

All BOSS snowplows and equipment are guaranteed to be free from defects in material and workmanship for two full years from the date of purchase. Stop by any authorized BOSS Dealer to receive complete details on our two-year parts and labor warranty. Please visit bossplow.com for more details.

LEGAL STATEMENT

Vehicles intended to be equipped with a spreader and/or snowplow must comply with the vehicle manufacturers' specifications for equipment application. BOSS Products reserves the right under its product improvement policy to change construction or design details and furnish equipment when so altered without reference to illustrations or specifications used herein. BOSS Products may be protected by one or more patents; please see bossplow.com for more details.

To comply with federal regulations and to ensure a safe vehicle, do not exceed the front gross axle weight rating (FGAWR), rear gross axle weight rating (RGAWR), gross vehicle weight rating (GVWR) or maximum vehicle payload ratings at any time. Combinations of equipment such as snowplows and spreaders, density of material being spread and the number of vehicle occupants should be taken into consideration. Ensuring these limitations are not exceeded may require weighing the vehicle and adding ballast as necessary. For receiver hitch-mounted products, do not exceed hitch rating at any time. Completed vehicle must not exceed front GAWR or GVWR.



BOSSPLOW.COM

See how BOSS continues to BACK YOU UP.
Get more info, watch videos, find a dealer or chat live.

Call 800-286-4155

Email sales@bossplow.com



With quality and reliability at the forefront, BOSS Genuine Parts are designed, built and tested to fit your BOSS product.




SnowCare for Troops is a nationwide outreach program that performs free snow removal for active military families.



Ask your dealer or visit bossplow.com to explore the complete lineup of BOSS products, including Truck Equipment, Compact Vehicle Equipment, Heavy Equipment, Ice Control Equipment, Snowrator® and Accessories. **Ask your local dealer about financing options!**



Exclusive to BOSS Owners, joining this community gives you a profile page, a free gift and access to special offers and information on BOSS products and services.



BOSS PRODUCTS
2010 THE BOSS WAY
P.O. BOX 787
IRON MOUNTAIN, MI 49801-0787

BOSS SNOWPLOW PRODUCTS
ARE DESIGNED AND MANUFACTURED IN
AN APPROVED ISO 9001:2015
REGISTERED FACILITY.

PATENTS: www.ttcopats.com
©2020 BOSS PRODUCTS. ALL RIGHTS RESERVED.
PRINTED IN U.S.A. FORM #SLS-ATV02020

The "f" logo is a registered trademark/service mark of Facebook, Inc. The Instagram logo is a registered service mark of Instagram, LLC. The Twitter logo is a registered trademark/service mark of Twitter, Inc. The YouTube logo is a trademark/service mark of Google LLC. The "in" logo is a registered service mark of LinkedIn Corporation. The Blogger logo is a registered service mark of Google LLC. The Omnia Partners logo is a registered service mark of Omnia Partners, Inc. The Sourcewell logo is a service mark of National Joint Powers Alliance. The Advantage International Registrar logo is a trademark of Advantage International Registrar, Inc. All other trademarks belong to BOSS Snowplow.



OMNIA
P A R T N E R S

